



EXISTING CONDITION ONE



EXISTING CONDITION TWO



EXISTING CONDITION THREE



EXISTING CONDITION FOUR




EXISTING CONDITION FIVE



HAMPTON PARK POND

APPROX. LIMIT OF CLEARING


PHASE ONE
• VEGETATION CLEARING



EXISTING CONDITION SIX



EXISTING CONDITION SEVEN



EXISTING CONDITION EIGHT



EXISTING CONDITION NINE



EXISTING CONDITION TEN

TOPNICK DRIVE



GRAVEL EMBANKMENT



POND AERATOR

EXISTING VEGETATION

EXISTING DOCK

EXISTING OUTLET STRUCTURE

EXISTING SPILLWAY

EXISTING VEGETATION

PHASE TWO

- NEW RISER FOR OUTLET STRUCTURE
- GRAVEL EMBANKMENT FOR POND
- POND AERATORS

TOPNICK DRIVE



INTERPRETIVE SIGNAGE

NEW TREE PLANTINGS

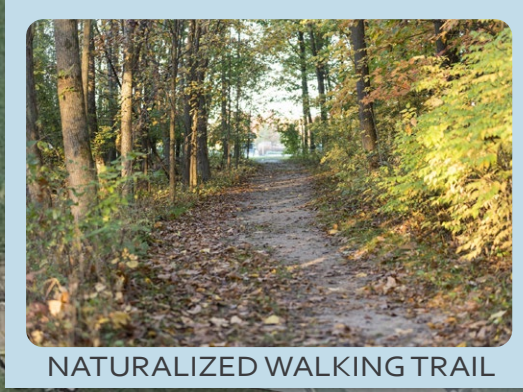


ADA ACCESSIBLE PARKING



LIMESTONE WALKING TRAIL

EXISTING PARKING AREA



NATURALIZED WALKING TRAIL

EXISTING DOCK

EXISTING OUTLET STRUCTURE

EXISTING SPILLWAY

EXISTING VEGETATION



TRAIL DIRECTIONAL SIGNAGE

- PHASE THREE**
- LIMESTONE TRAIL
 - NATURALIZED TRAIL
 - INTERPRETIVE SIGNAGE
 - WAY-FINDING SIGNAGE
 - NEW TREE PLANTINGS
 - PROVIDED ADA PARKING

